

Year: XXI

ISSUE: 205

Volume: 255

Nepal Telecommunications Authority

Telecommunication Indicators

Magh, 2082

P.O. Box No. 9754
Jamal, Kathmandu, Nepal
Phone No.: +977-1-5355474
Fax No.: +977-1-5355250
E-mail: ntra@nta.gov.np, info@nta.gov.np
Website: www.nta.gov.np

Published on
Falgun, 2082

Contents

<u>1.</u>	<u>Voice Telephony</u>	3
1.1	<u>Subscription of Voice Telephony Service</u>	3
1.2	<u>Service wise Market Proportion of Voice Service (Based on Subscription)</u>	4
1.3	<u>Operator-wise Market Proportion of Voice Service (Based on Sim Subscription)</u>	4
1.4	<u>Population Penetration (%) of Voice Service (Based on Subscription)</u>	6
<u>2.</u>	<u>Internet Service</u>	7
2.1	<u>Subscription of Broadband Internet Service</u>	7
2.2	<u>Market Proportion of Data Service (Technology-wise)</u>	8
2.3	<u>Market Proportion of Mobile Broadband Service (Based on Sim Subscription)</u>	9
2.4	<u>Population Penetration of Broadband Service (Based on Subscription)</u>	10
2.5	List of Top Twenty Internet Service Providers (Based on Number of Subscriber-Fixed Broadband).....	11
2.6	<u>Market proportion of Fixed Broadband service (Operator-wise)</u>	12
2.7	<u>Technology used in Broadband Service</u>	13

1. Voice Telephony

1.1 Subscription of Voice Telephony Service

Operator	Service	Technology	Total Number of Subscribers
Nepal Doorsanchar Company Ltd.	Fixed	PSTN	31,526
		FTTH Voice	383,335
		VSAT	
		WLL#	
	Mobile	CDMA	
		GSM/IMT	15,577,895
Ncell Company Ltd.		13,992,008	
Constellation Pvt. Ltd.	GMPCS	GMPCS	1,120
I4 Technology Pvt.Ltd.			16
Total			29,985,900

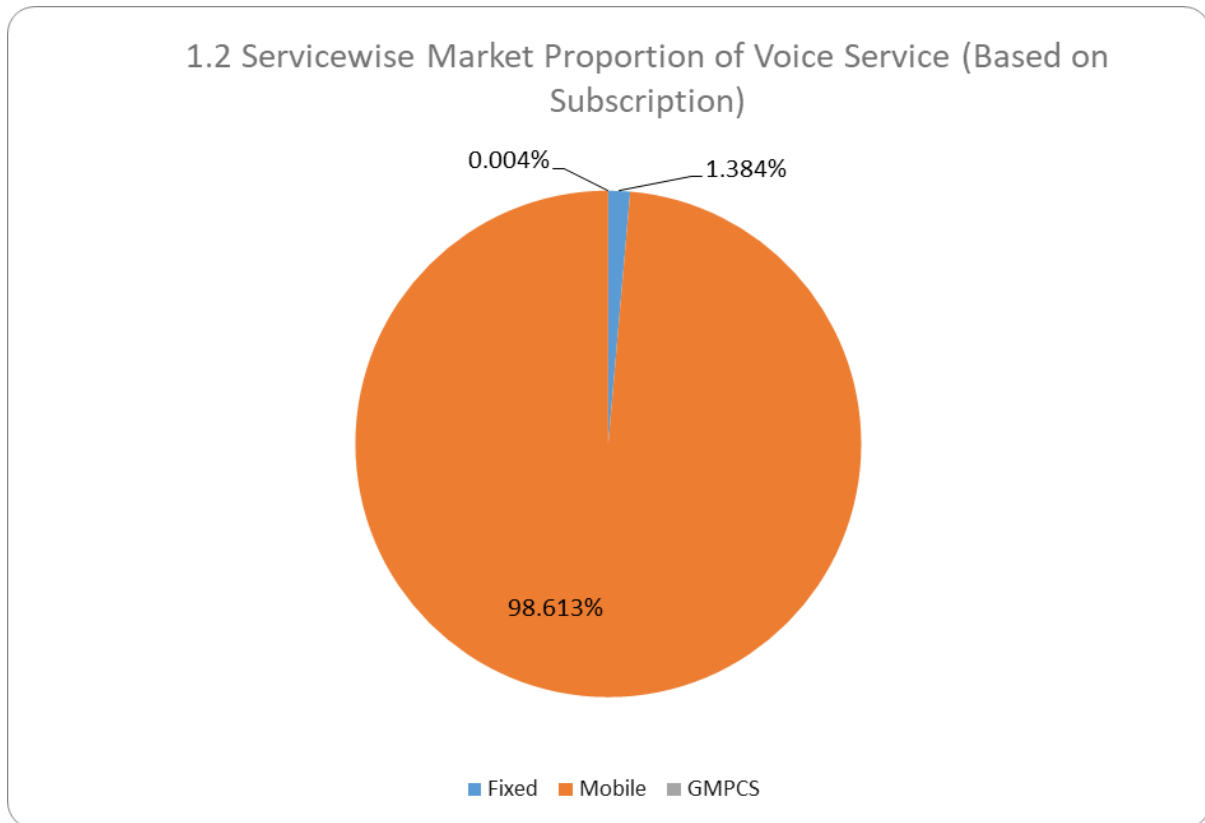
Population (Census reference 2078): 2,91,64,578 (Source: cbs.gov.np)

CDMA/ WLL service phased out by Nepal Doorsanchar Company Ltd. from Shrawan, 2080.

Based on the data as of end of January, 2026.

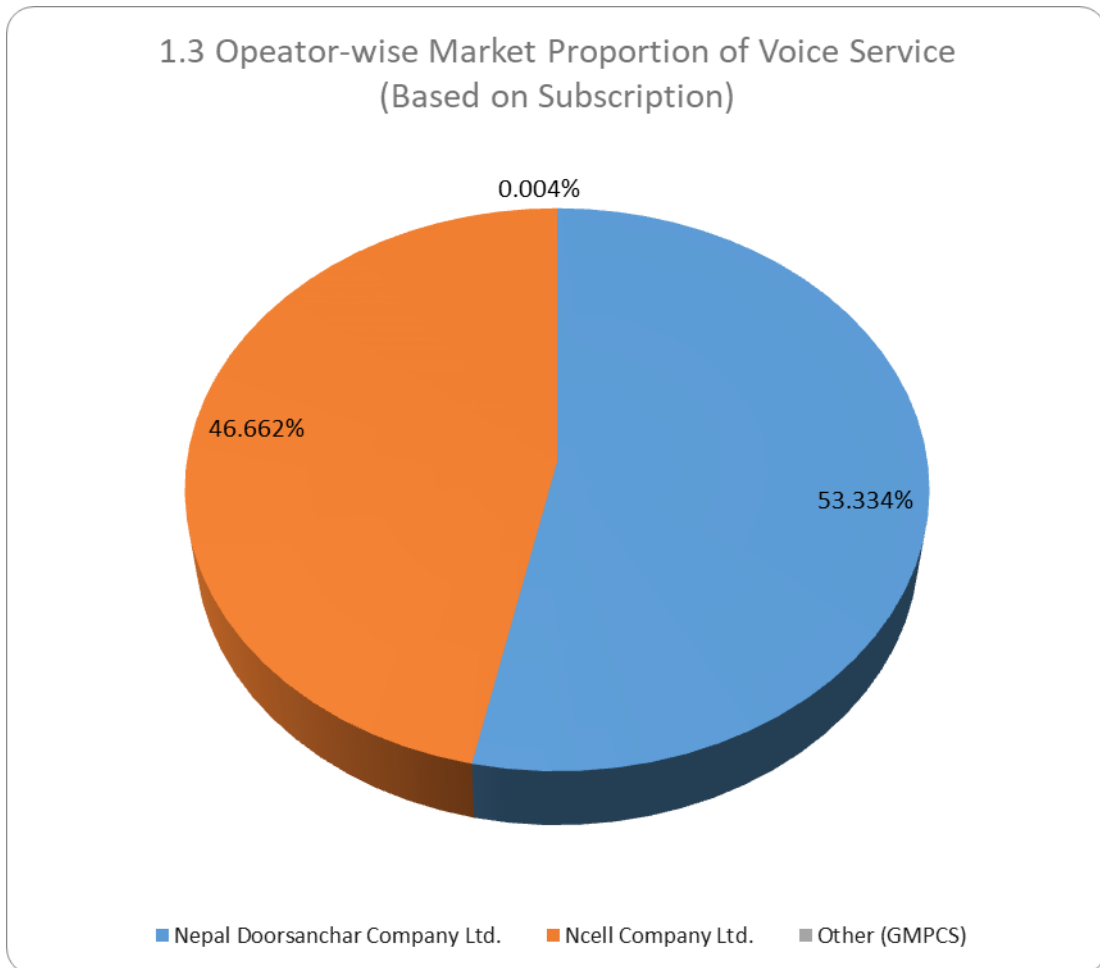
1.2 Service wise Market Proportion of Voice Service (Based on Subscription)

Voice Telephony Service	Number of Subscriber	Market Proportion (%)
Fixed	414,861	1.384
Mobile	29,569,903	98.613
GMPCS	1,136	0.004
Total	29,985,900	100.000



1.3 Operator-wise Market Proportion of Voice Service (Based on Sim Subscription)

Operator	Number of Subscriber	Market Proportion (%)
Nepal Doorsanchar Company Ltd.	15,992,756	53.334
Ncell Company Ltd.	13,992,008	46.662
Other (GMPCS)	1,136	0.004
Total	29,985,900	100.000

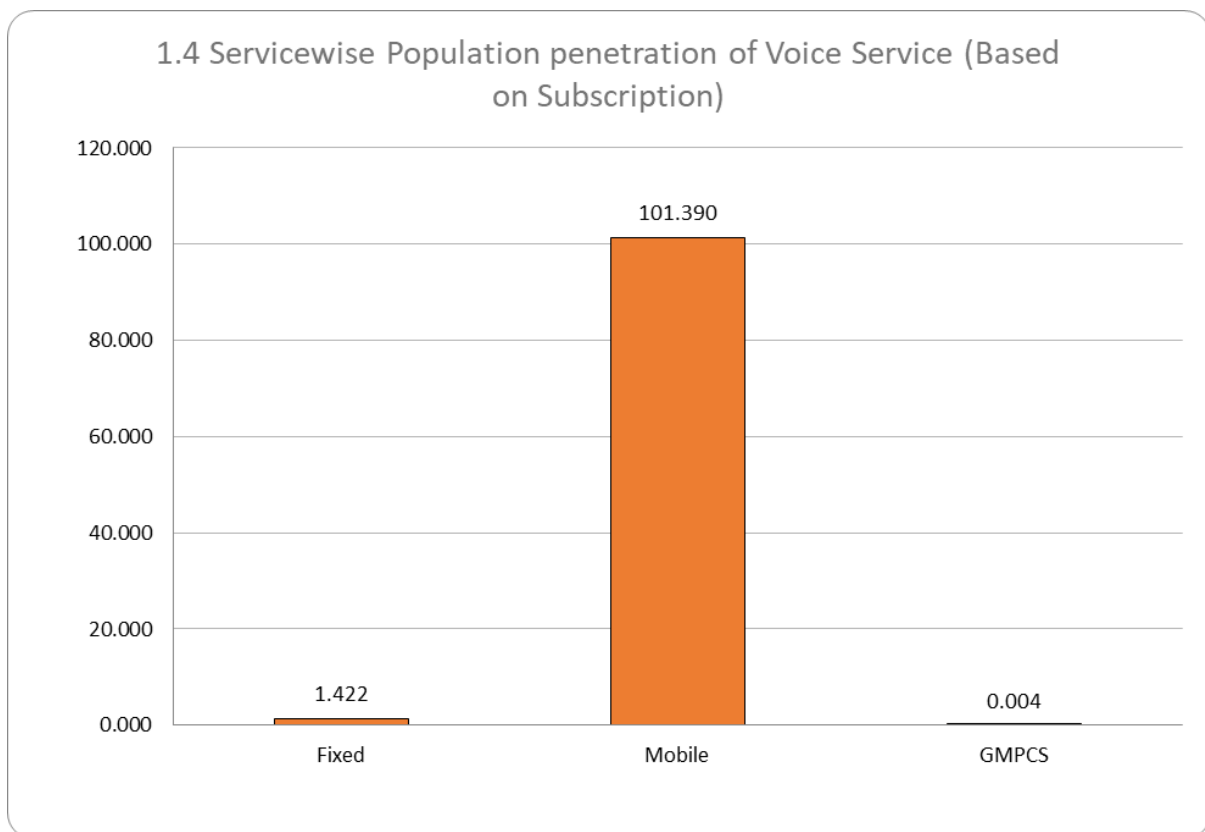


1.4 Population Penetration (%) of Voice Service (Based on Subscription)

Voice Telephony Service	Number of Subscriber	Population Penetration (%)
Fixed	414,861	1.422
Mobile	29,569,903	101.390
GMPCS	1,136	0.004
Total	29,985,900	102.816

Projection (2011-2031)) source: cbs.gov.np

Population 29,164,578.00



2. Internet Service

2.1 Subscription of Broadband Internet Service

Services		No.of Subscriptions			Total
		Nepal Doorsanchar Company Ltd.	Ncell Axiata Ltd.	ISPs	
Fixed Broadband (Wired)	ADSL/ Cable	307	-	1	308
	FTTH	347,090	-	3,058,974	3,406,064
Fixed Broadband (Wireless)	Radio (WIFI)	29,822	-	3,229	33,051
Mobile Broadband	3G	701,886	91,392	-	793,278
	4G	14,484,201	11,981,845	-	26,466,046
	EVDO				-
Total		15,563,306	12,073,237	3,062,204	30,698,747

Note: Data/Internet Service through GPRS Service is excluded in Broadband subscription.

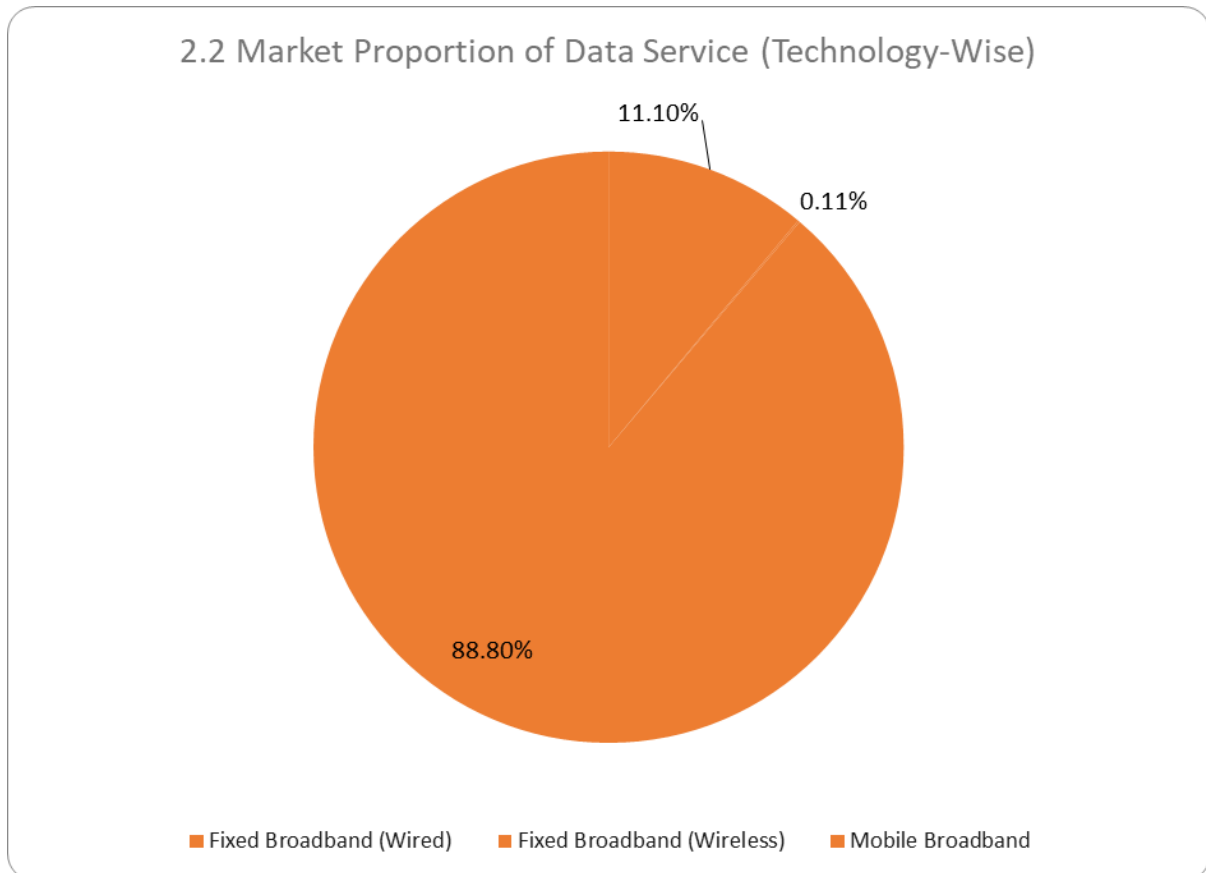
1 Connection equal to 4.37 subscribers for fixed broadband (Source: cbs.gov.np)

EVDO service phased out by Nepal Doorsanchar Company Ltd. from Shrawan, 2080.

Based on the data as of end of January, 2026.

2.2 Market Proportion of Data Service (Technology-wise)

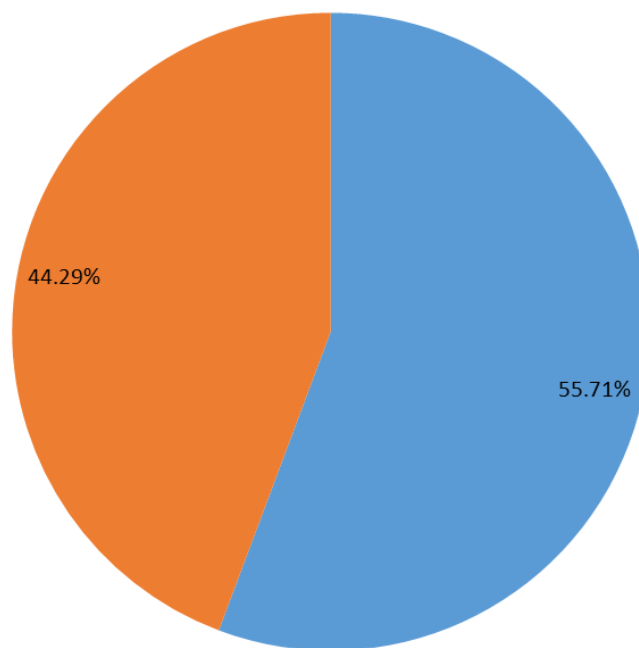
Broadband Services	Number of Subscription	Market Proportion (%)
Fixed Broadband (Wired)	3,406,372	11.10
Fixed Broadband (Wireless)	33,051	0.11
Mobile Broadband	27,259,324	88.80
Total Broadband Service	30,698,747	100.00



2.3 Market Proportion of Mobile Broadband Service (Based on Sim Subscription)

Operator	Number of Subscription	Market Proportion (%)
Nepal Doorsanchar Company Ltd.	15,186,087	55.71
Ncell Company Ltd.	12,073,237	44.29
Total	27,259,324	100.00

2.3 Market Proportion of Mobile Broadband Service (Based on Sim Subscription)

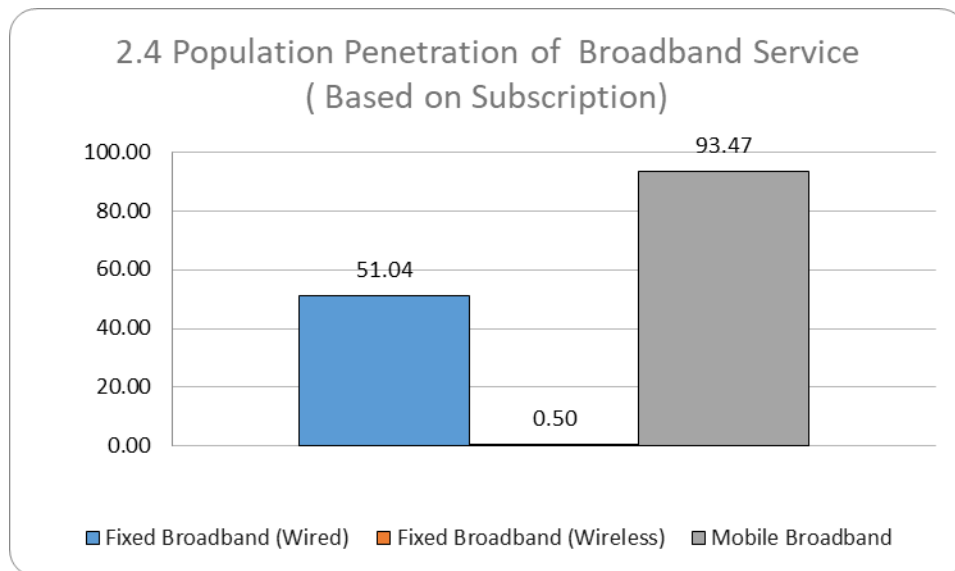


■ Nepal Doorsanchar Company Ltd. ■ Ncell Company Ltd.

2.4 Population Penetration of Broadband Service (Based on Subscription)

Broadband Services	Number of		Population Penetration (%)
	Subscriptions	Subscribers	
Fixed Broadband (Wired)	3,406,372	14,885,846	51.04
Fixed Broadband (Wireless)	33,051	144,433	0.50
Mobile Broadband	27,259,324	27,259,324	93.47
Total	30,698,747	42,289,603	145.00

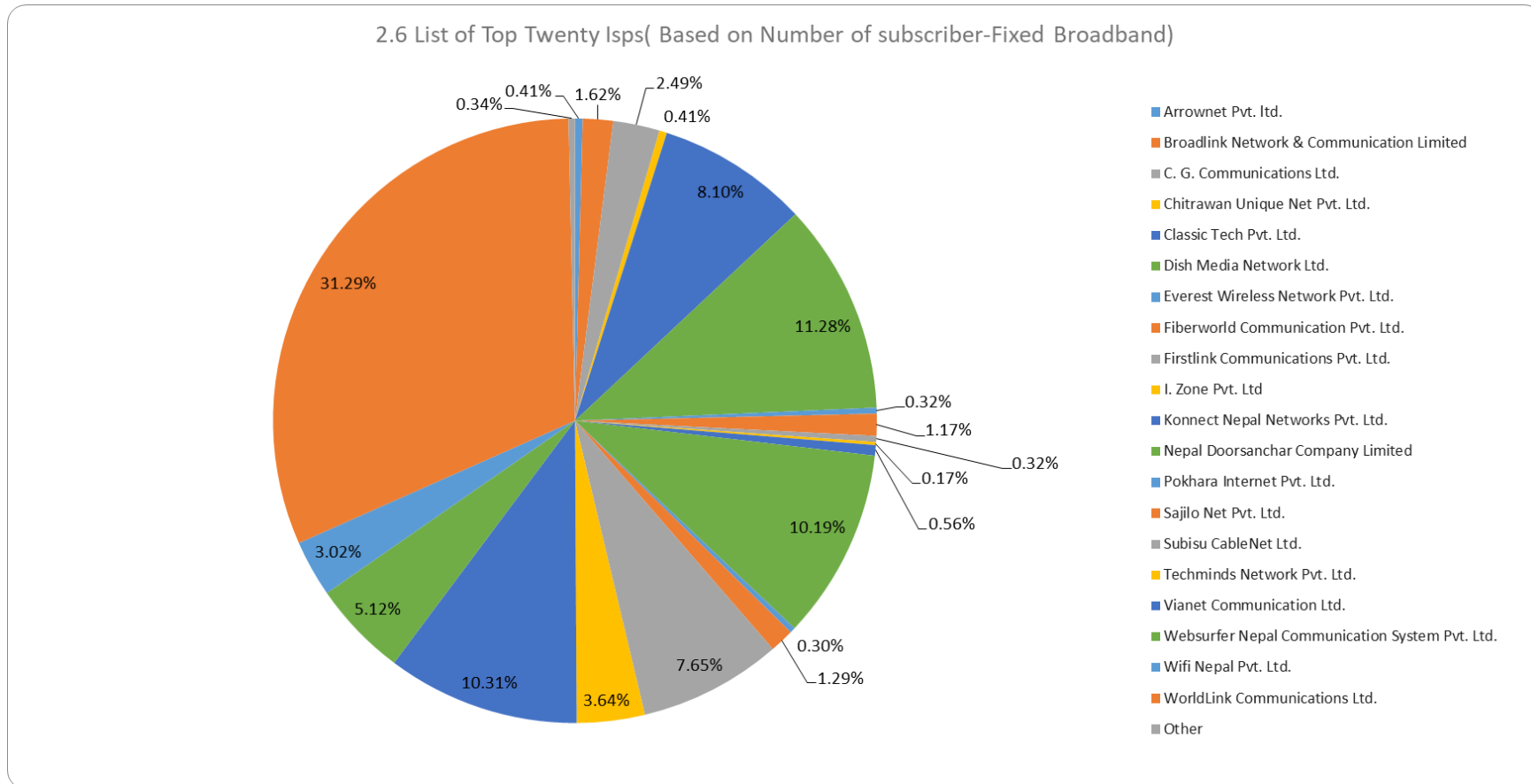
(Family size of Nepal according to Population census 2078 is 4.37 and Population of Nepal is 29,164,578)



2.5 List of Top Twenty Internet Service Providers (Based on Number of subscriber-Fixed Broadband)

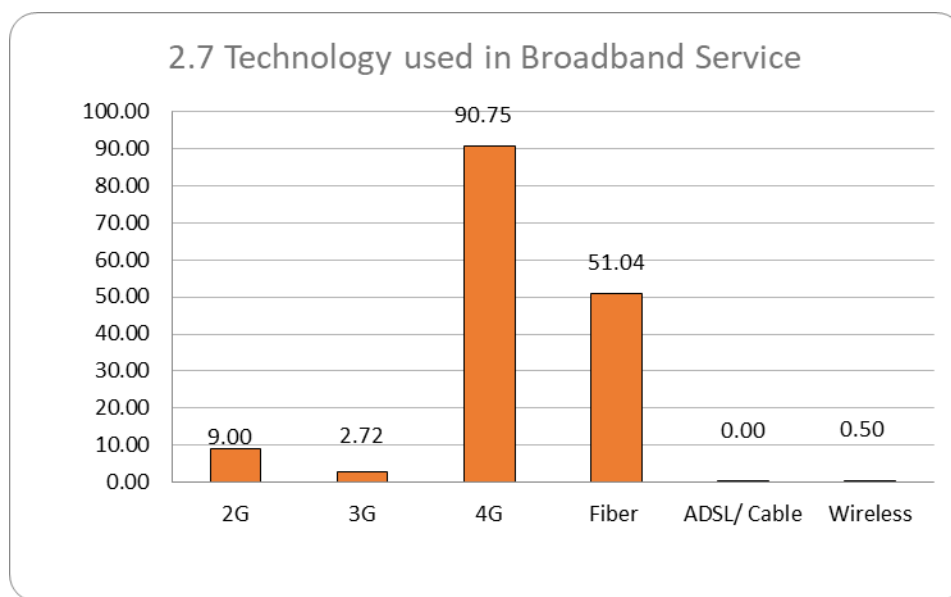
S.no.	Operator	Fiber	ADSL/Cable	Wireless	Total	Market Share (in %)	Rank
1	Arrownet Pvt. ltd.	14,006	-	42	14,048	0.41%	15
2	Broadlink Network & Communication Limited	55,074	-	70	55,144	1.60%	11
3	C. G. Communications Ltd.	84,936	-	-	84,936	2.47%	10
4	Chitrawan Unique Net Pvt. Ltd.	13,842	-	-	13,842	0.40%	16
5	Classic Tech Pvt. Ltd.	275,925	-	699	276,624	8.04%	5
6	Dish Media Network Ltd.	384,190	-	-	384,190	11.17%	2
7	Everest Wireless Network Pvt. Ltd.	10,850	-	1,445	12,295	0.36%	17
8	Fiberworld Communication Pvt. Ltd.	39,891	-	33	39,924	1.16%	13
9	Firstlink Communications Pvt. Ltd.	11,059	-	-	11,059	0.32%	19
10	I. Zone Pvt. Ltd	5,667	-	-	5,667	0.16%	21
11	Konnect Nepal Networks Pvt. Ltd.	18,936	-	-	18,936	0.55%	14
12	Nepal Doorsanchar Company Limited	347,090	307	29,822	377,219	10.97%	3
13	Pokhara Internet Pvt. Ltd.	10,138	-	1	10,139	0.29%	20
14	Sajilo Net Pvt. Ltd.	43,842	-	-	43,842	1.27%	12
15	Subisu CableNet Ltd.	260,692	-	-	260,692	7.58%	6
16	Techminds Network Pvt. Ltd.	123,851	-	295	124,146	3.61%	8
17	Vianet Communication Ltd.	351,204	-	-	351,204	10.21%	4
18	Websurfer Nepal Communication System Pvt. Ltd.	174,548	-	391	174,939	5.09%	7
19	Wifi Nepal Pvt. Ltd.	102,991	-	-	102,991	2.99%	9
20	WorldLink Communications Ltd.	1,065,744	1	253	1,065,998	30.99%	1
21	Other	11,588	-	-	11,588	0.34%	18
Total		3,406,064	308	33,051	3,439,423	100%	

2.6 Market proportion of Fixed Broadband service (Operator-wise)



2.7 Technology used in Broadband Service

Technology	Number of user	Population Penetration Proportion (%)
2G	2,625,173	9.00
3G	793,278	2.72
4G	26,466,046	90.75
Fiber	14,884,500	51.04
ADSL/ Cable	1,346	0.00
Wireless	144,433	0.50
Total	44,914,776	154.00
Family Size		4.37
Population of Nepal(2078)		29,164,578



Contact:

Nepal Telecommunications Authority

Jamal, Kathmandu

Phone No.: +977-1-5355474

Fax No.: +977-1-5355250

E-mail: info@nta.gov.np, ntra@nta.gov.np